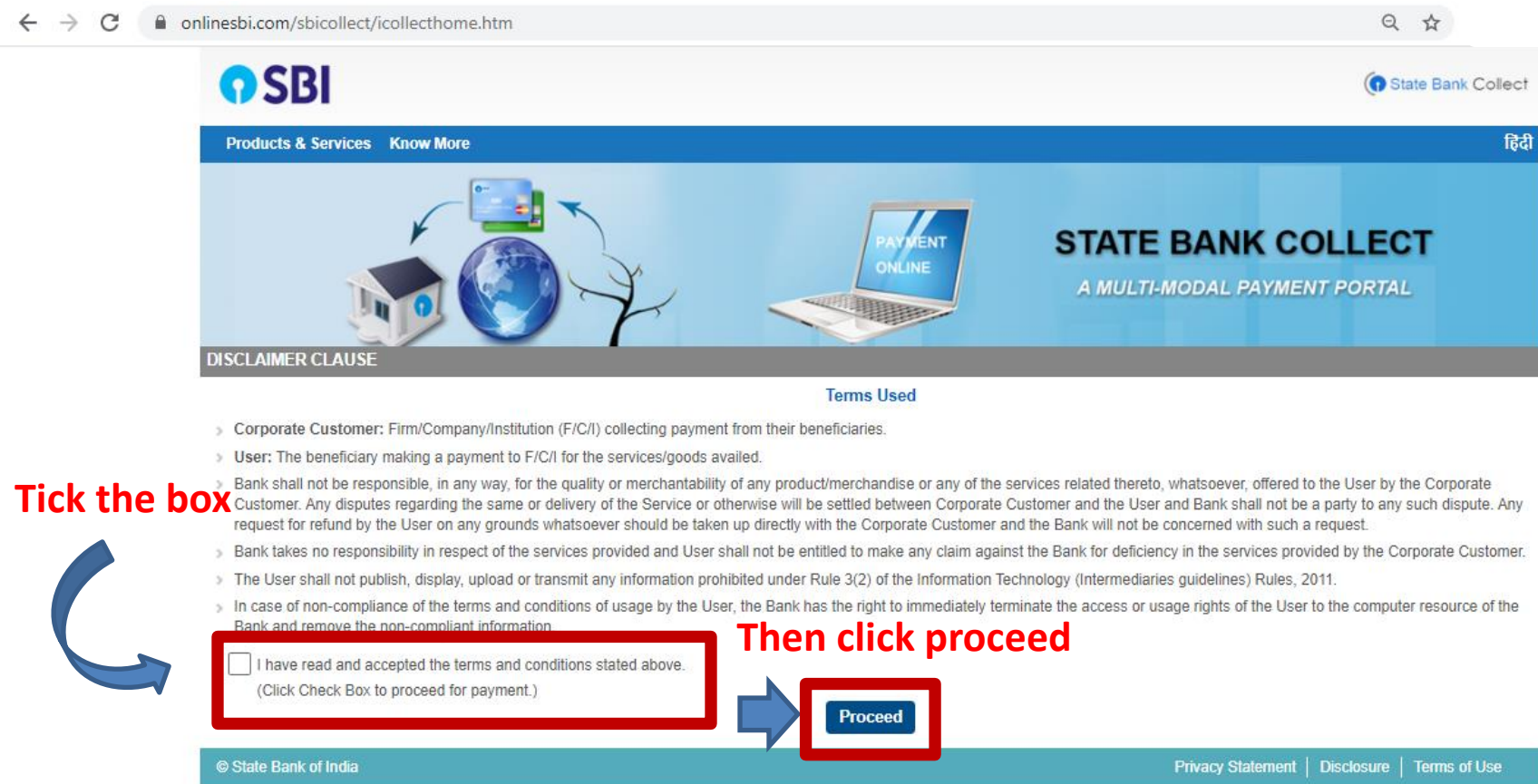


# Step by step process to pay Fees for Review

## Step 1

Go to the link <https://www.onlinesbi.com/sbicollect/icollecthome.htm>



The screenshot shows the State Bank Collect website interface. At the top, there is a navigation bar with the SBI logo on the left and 'State Bank Collect' on the right. Below this is a blue banner with the text 'Products & Services Know More' and 'हिंदी'. The main content area features a graphic with a house, a globe, and a tree, next to a laptop displaying 'PAYMENT ONLINE'. To the right of the laptop, it says 'STATE BANK COLLECT A MULTI-MODAL PAYMENT PORTAL'. Below the banner is a 'DISCLAIMER CLAUSE' section with a 'Terms Used' link. The disclaimer text includes: '> Corporate Customer: Firm/Company/Institution (F/C/I) collecting payment from their beneficiaries.', '> User: The beneficiary making a payment to F/C/I for the services/goods availed.', 'Bank shall not be responsible, in any way, for the quality or merchantability of any product/merchandise or any of the services related thereto, whatsoever, offered to the User by the Corporate Customer. Any disputes regarding the same or delivery of the Service or otherwise will be settled between Corporate Customer and the User and Bank shall not be a party to any such dispute. Any request for refund by the User on any grounds whatsoever should be taken up directly with the Corporate Customer and the Bank will not be concerned with such a request.', 'Bank takes no responsibility in respect of the services provided and User shall not be entitled to make any claim against the Bank for deficiency in the services provided by the Corporate Customer.', 'The User shall not publish, display, upload or transmit any information prohibited under Rule 3(2) of the Information Technology (Intermediaries guidelines) Rules, 2011.', and 'In case of non-compliance of the terms and conditions of usage by the User, the Bank has the right to immediately terminate the access or usage rights of the User to the computer resource of the Bank and remove the non-compliant information.' Below the disclaimer, there is a checkbox labeled 'I have read and accepted the terms and conditions stated above. (Click Check Box to proceed for payment.)' and a 'Proceed' button. A blue arrow points from the checkbox to the button. A red box highlights the checkbox, and another red box highlights the 'Proceed' button. A blue curved arrow points to the checkbox, and a red arrow points to the 'Proceed' button.

Tick the box

Then click proceed

I have read and accepted the terms and conditions stated above.  
(Click Check Box to proceed for payment.)

Proceed


© State Bank of India Privacy Statement | Disclosure | Terms of Use

# Step 2

The screenshot shows the State Bank Collect website interface. The browser address bar displays `onlinesbi.com/sbicollect/sblink/displayinstitutiontype.htm`. The page header includes the SBI logo and navigation links for "State Bank Collect" and "State Bank Mops". The main content area is titled "State Bank Collect" and contains the instruction "Select State and Type of Corporate / Institution".

Two dropdown menus are visible: "State of Corporate / Institution \*" and "Type of Corporate / Institution \*". A red arrow points from the "State of Corporate / Institution \*" dropdown to a separate list of states on the right, where "West Bengal" is highlighted. Another red arrow points from the "Type of Corporate / Institution \*" dropdown to a list of institution types on the left, where "Educational Institutions" is highlighted. A third red arrow points from a "Go" button to the text "Press".

Below the main interface, there are three red text annotations:

- Select State : West Bengal
- Select Institution type: Educational Institutions
- Then select 

# Step 3

State Bank Collect

onlinesbi.com/sbicollect/payment/listinstitution.htm

SBI State Bank Collect

State Bank Collect - State Bank Mops

State Bank Collect / State Bank Collect

State Bank Collect 09-Sep-2020 [08:03 PM IST]

Select from Educational Institutions

Educational Institutions Name \*

GOVERNMENT GENERAL DEGREE COLI

- GIHAKAMINATIONALSCHOOL
- GLENHILL PUBLIC SCHOOL
- GLOBAL NATIONAL INSTITUTE OF TECHNOLOGY
- GLOBSYN KNOWLEDGE FOUNDATION
- GOBARDANGA HINDU COLLEGE ADMISSION
- GOBARDANGA HINDU COLLEGE B.Ed DEPARTMENT
- GOBINDAPUR SEPHALI MEMORIAL POLYTECHNIC
- GOKHALE MEMORIAL GIRLS COLLEGE
- GOVERNMENT GENERAL DEGREE COLLEGE AT KALNA - I**
- GOVT COLLEGE OF ENGG AND TEXTILE TECH BERHAMPORE
- GOVT. GENERAL DEGREE COLLEGE, DANATAN-II, KASHMULI
- GUIDANCE
- GUIDE LINE
- GUPTAS CLASSES
- GYAN SANCHAY ACADEMY
- Geenfield Convent School
- HARINAVI DVAS, HIGH SCHOOL

Mandatory fields are marked with an asterisk (\*)

© State Bank of India

Privacy Statement | Disclosure | Terms of Use

Select **Government General Degree College at Kalna-I**

Then select

**Submit**

GOVERNMENT GENERAL DEGREE COLI

**Submit**

**Back**

# Step 4

The screenshot shows the SBI State Bank Collect website interface. The browser address bar displays 'nlinesbi.com/sbicollect/payment/listcategory.htm'. The page header includes the SBI logo and 'State Bank Collect'. A navigation bar shows 'State Bank Collect' and 'State Bank Mops'. The main content area features a banner for 'GOVERNMENT GENERAL DEGREE COLLEGE AT KALNA - I' with its address: 'VILL MURAGACHA PO MEDGACHI BLOCK , medgachhi, KALNA-713405'. Below the banner is a section titled 'Provide details of payment' with a 'Select Payment Category \*' dropdown menu. A red arrow points from the dropdown menu to a red-bordered box containing the text 'Sem IV Form fill up for Review'. A list of payment categories is displayed in a dropdown menu, including 'Sem II Admission', 'Sem II Form Fill Up for Review', 'Sem II Form Fill Up for University Examination', 'Sem II Practical Fees for B.Sc students', 'Sem III Admission', 'Sem III Practical Fees for B.Sc students', 'Sem III form fill up for Review', 'Sem III form fill up for University Examination', 'Sem IV Admission', 'Sem IV Form fill up for Review', 'Sem IV Practical Examination Fees for B.Sc student', 'Sem IV form fill up for University Examination', and 'Sem V Admission'. The 'Sem IV Form fill up for Review' option is highlighted with a red border. A footer contains the text '© State Bank of India'.

State Bank Collect / State Bank Collect

State Bank Collect

GOVERNMENT GENERAL DEGREE COLLEGE AT KALNA - I  
VILL MURAGACHA PO MEDGACHI BLOCK , medgachhi, KALNA-713405

Provide details of payment

Select Payment Category \* -- Select Category --

- Mandatory fields are marked with an asterisk (\*)
- The payment structure document if available will contain detailed instructions about the online payment process.
- Date specified(if any) should be in the format of 'ddmmyyy'. Eg., 02082008

© State Bank of India

Sem II Admission

Sem II Form Fill Up for Review

Sem II Form Fill Up for University Examination

Sem II Practical Fees for B.Sc students

Sem III Admission

Sem III Practical Fees for B.Sc students

Sem III form fill up for Review

Sem III form fill up for University Examination

Sem IV Admission

Sem IV Form fill up for Review

Sem IV Practical Examination Fees for B.Sc student

Sem IV form fill up for University Examination

Sem V Admission

-- Select Category --


Select Category:

Sem IV form fillup for review

# Step 5

State Bank Collect / State Bank Collect Exit

State Bank Collect 09-Sep-2020 [08:22 PM IST]

 GOVERNMENT GENERAL DEGREE COLLEGE AT KALNA - I  
VILL MURAGACHA, PO MEDGACHI BLOCK , madgachi, KALNA-713405

Provide details of payment

Select Payment Category\* Sam III form fill up for Rev

Roll Number\*

Re Enter Roll Number\*

Candidate Name\*

Guardian Name\*

Mobile Number\*

Gender\* --Select Gender--

Date of Birth\*

Category\* --Select Category--

Fees for Review\*

Remark:

Please enter your Name, Date of Birth (For Personal Banking) / Incorporation (For Corporate Banking) & Mobile Number.  
This is required to reprint your e-receipt / remittance(PAP) form, if the need arises.

Name\*

Date Of Birth / Incorporation\*

Mobile Number\*

Email Id

Enter the text as shown in the Image\*

Mandatory fields are marked with an asterisk (\*)  
The payment structure document if available will contain detailed instructions about the online payment process.  
Date specified(if any) should be in the format of 'ddmmyyyy'. Eg., 02082008  
For Amount fields, only numbers are allowed and for free text fields (mandatory), following special characters are allowed: . / @ - \_ &

Fill up this form

Fees without late fine:

- For review Rs 150/- (One hundred fifty only) per course (paper) plus Rs. 10/- (Service Charge)
- For scrutiny Rs 80/- (Eighty only) per course (paper) plus Rs. 10/- (Service Charge)

Then click on

## Step 6

Finally, **Save** and **Print** the SBI collect receipt which is essential for further process.